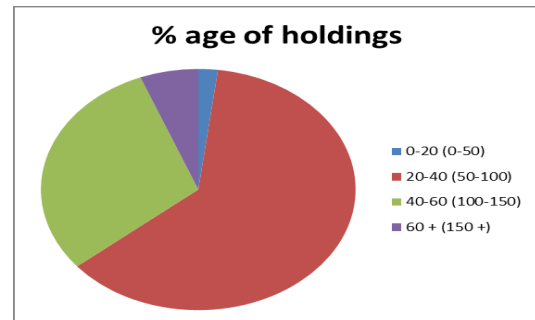


Estate Data as at 31st March 2015

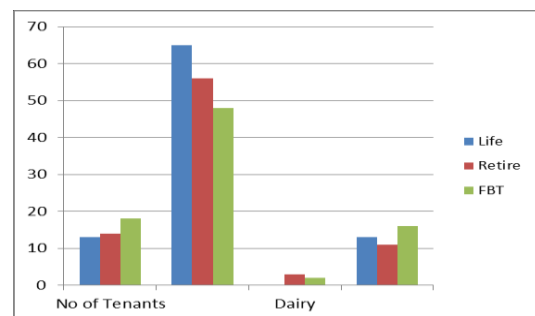
As at 31st March 2015, there were 47 holdings and 45 tenants.

The Smallholdings estate totals just over 1935 hectares (4780 acres): 1.06% of the farmed area in the county.

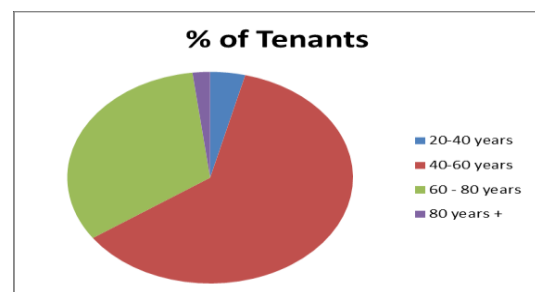
Size ha (acres)	% age of holdings
0-20 (0-50)	2
20-40 (50-100)	62
40-60 (100-150)	30
60 + (150 +)	6



	Life	Retire	FBT
No of Tenants	13	14	18
Average Age	65	56	48
Dairy	0	3	2
Stock/Arable	13	11	16



Ages	% of Tenants
20-40 years	4
40-60 years	62
60 - 80 years	33
80 years +	2



	Rent £/ha	Rent £/ac
Herefordshire	233.06	94.31
WM Average	237.5	96.11
National Average	183.5	74.26

